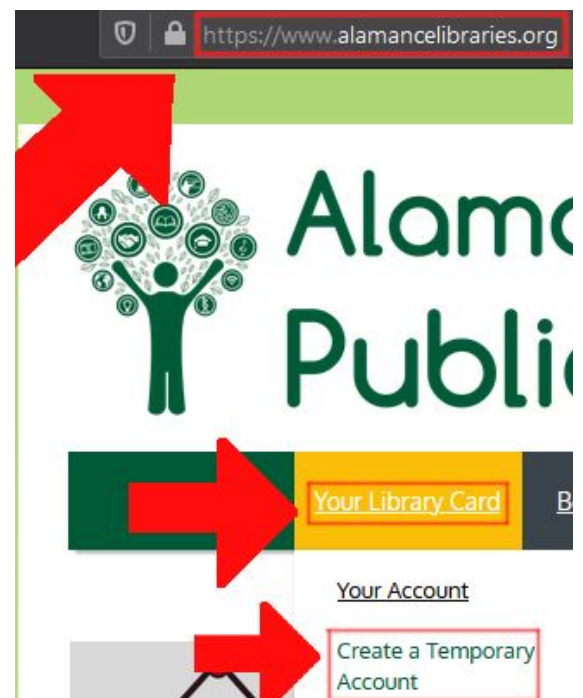


How to Check Out eBooks Using RBdigital Last Updated 4/20/2020


Alamance County Public Libraries (ACPL) offers eBooks, eAudiobooks, and eMagazines through **RBdigital** and you can enjoy this content on a computer or mobile device. **eBooks and eAudiobooks can be checked out for up to three (3) weeks or twenty-one (21) days. eMagazines can be checked out indefinitely! eBooks automatically check in when due. You'll never be charged late fees for eBooks!** You can use RBdigital on most devices but NOT basic Kindles or Nooks.

1. You will need to have a valid email address, your Library Card number, and your Library PIN in order to use RBdigital. If you do not have your Library Card or PIN, you will need to contact your local ACPL branch. Your Library Card number is typed without spaces. If you do not have an email address, you can create one for free at [gmail.com](https://www.gmail.com), [outlook.com](https://www.outlook.com), [ymail.com](https://www.ymail.com), or [mail.com](https://www.mail.com). You may also have an email account provided by your Internet Service Provider.
 - If you do not yet have a library card, you can get one for free at your local branch (photo ID and proof of address are required).
 - You can also create a temporary library card online at [alamancelibraries.org](https://www.alamancelibraries.org).

At the top of our website is a menu called “**Your Library Card**”. Under this menu, click “**Create a Temporary Account**” to register. A temporary card cannot be used to check out physical materials until you complete the registration at your local branch, but a temporary card can be used for **RBdigital** and many of our other free **eResources!**





2. To begin checking out eBooks from RBdigital, go to their ACPL website found at the following



link: alamanceconc.RBdigital.com (click the link or type it into your browser).

3. If this is your first time using RBdigital, click "**Register**" at the very top right corner of the website. If you already have a RBdigital account, instead click the adjacent "**Sign In**" at the top right of the screen.

- When filling out RBdigital's registration form, **every field** must be filled out.
- You must click the **checkbox** towards the bottom left accepting RBdigital's **Terms of Service** and **Privacy Policy** in order to complete registration.
- Lastly, click the **Register**➔ button when the form is complete.

<p>LOGIN INFORMATION</p> <p>USERNAME*</p> <input type="text"/> <p>PASSWORD*</p> <input type="password"/> <p>CONFIRM PASSWORD*</p> <input type="password"/>	<p>YOUR INFORMATION</p> <p>FIRST NAME*</p> <input type="text"/> <p>LAST NAME*</p> <input type="text"/> <p>EMAIL*</p> <input type="text"/> <p>CONFIRM EMAIL*</p> <input type="text"/> <p>POSTAL CODE*</p> <input type="text"/>
<p>LIBRARY INFORMATION</p> <p>LIBRARY CARD*</p> <input type="text"/>	
<p><input checked="" type="checkbox"/> I accept the Terms of Service and Privacy Policy *</p>	
<p>*Required fields</p> 	 <p>CANCEL</p> <p>REGISTER ➔</p>

4. Once registration is complete, the next page you will see is the RBdigital [Support](#) page. This helpful page has links to all the free apps needed to use RBdigital on your PC or mobile device, as well contact information for RBdigital customer support, tutorials, FAQ & more! alamanceconc.RBdigital.com/help/support

GENERAL TUTORIAL FAQs TROUBLESHOOTING **SUPPORT** SUBMIT A TICKET

Learn more about using RBdigital through our FAQs and Tutorial Videos. Use the links below to download the RBdigital Media Manager to your Windows or MAC computer.

If you need further assistance, please contact RBdigital Support at **877-77-AUDIO / 877-772-8346** or, please email us at yoursupport@recordedbooks.com We will do our best to respond within 24-48 business hours.

eBook Desktop App

Audiobook Desktop Apps



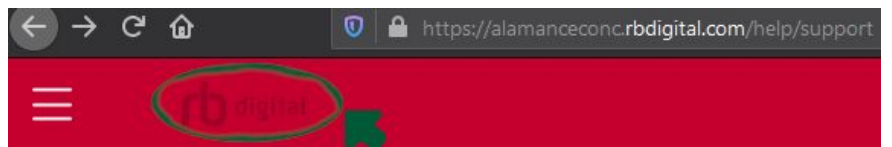
OS requirements for the MAC are OS 10.7 or higher. OS requirements for Windows is Vista or higher.

Use the links below to download the RBdigital Audiobook App to your Android, Apple, and Kindle App enabled devices.


Mobile Apps



5. To browse RBdigital's content, click the RBdigital logo found at the top left corner of any RBdigital page. The logo will always return you to RBdigital's ACPL homepage: alamanceconc.RBdigital.com



6. Once signed in, RBdigital's [homepage](#) is where you can see all digital content RBdigital has available and search for content you want to check out.



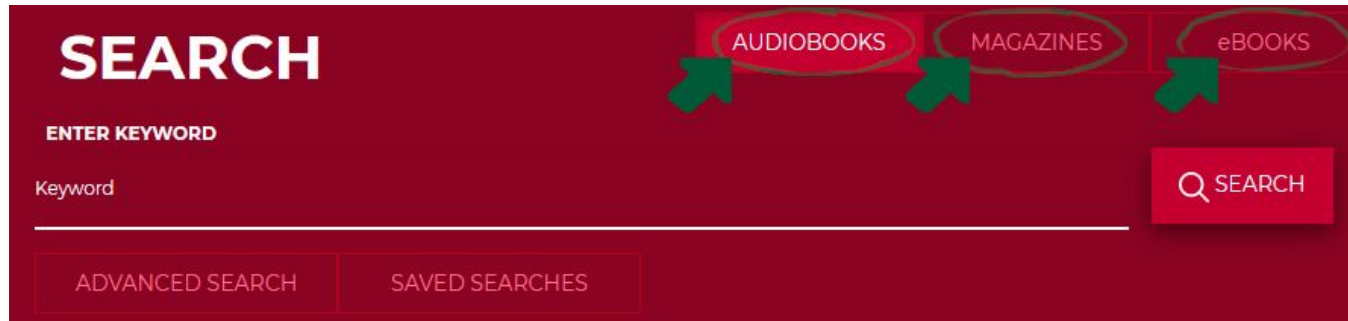
Content checked out on RBdigital automatically checks in when due. You cannot be charged late fees!

7. Searching RBdigital's content:

- You can search for specific eBooks by clicking on the magnifying glass on the top right corner of any page to search by keyword(s), title or author.



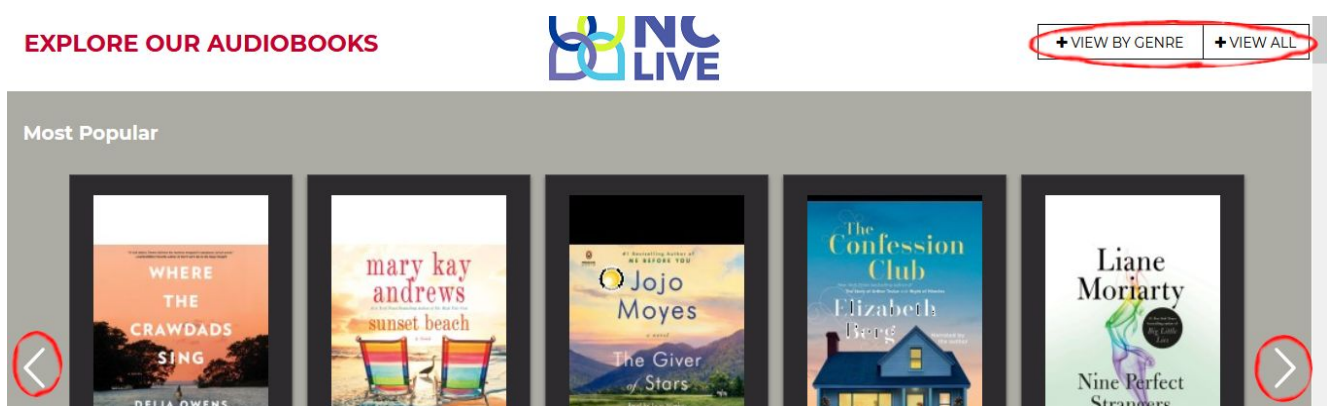
- When using this search method, be sure to select the category of content you want search results for by clicking a category at the top right.



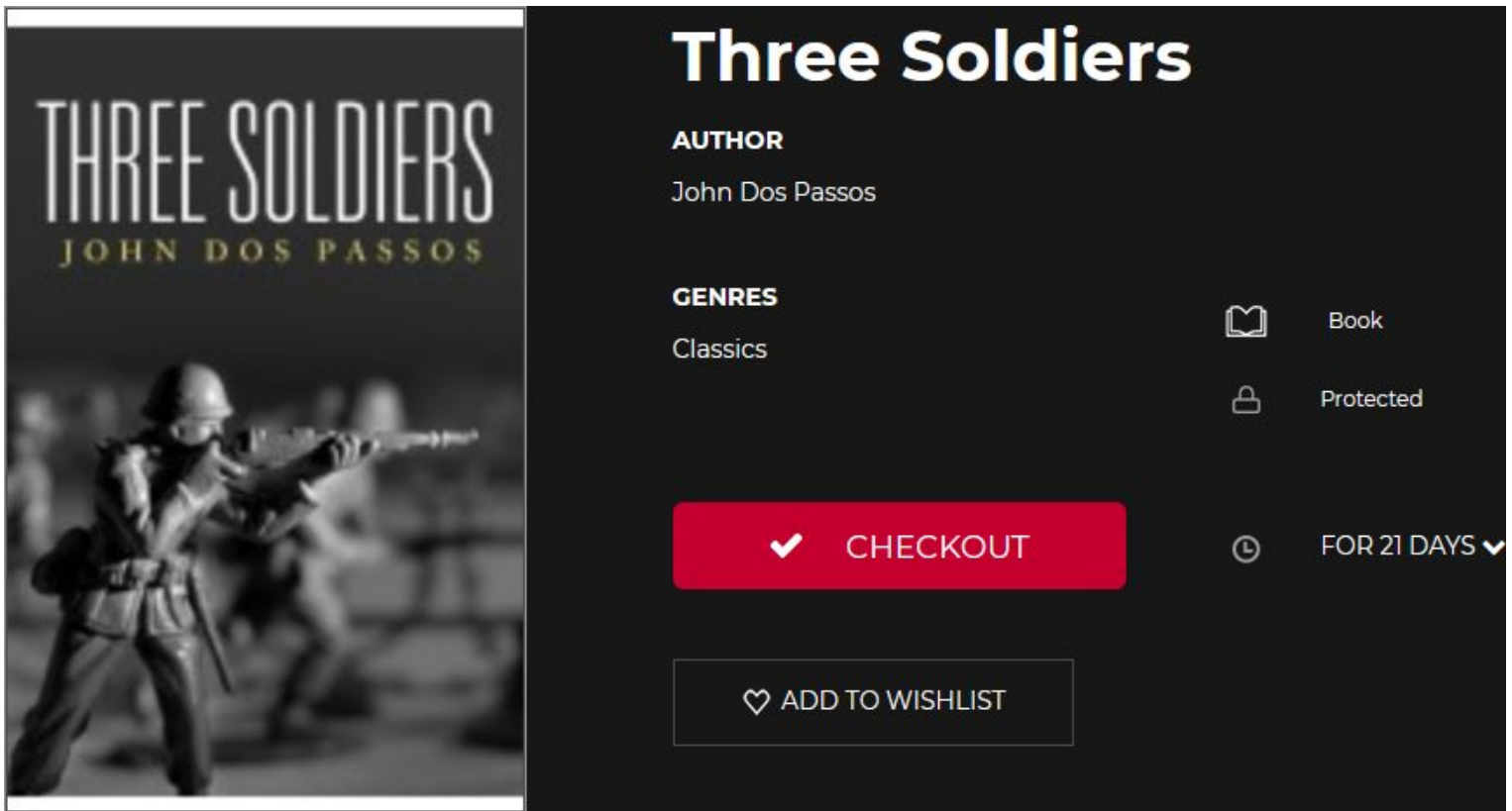
- You can also click “+ Explore” at the top right of any content category (Audiobooks, Magazines, or eBooks) to gain access to search options for that particular category of content.



- After clicking + Explore, you will see content exclusive to that chosen category (Audiobooks, Magazines, or eBooks) broken down into new subcategories such as (Most Popular, Only Available on RBdigital, Newly Added, Bestsellers, and Recommended)
- View these subcategories by scrolling up or down the web page. Browse any subcategory by clicking the < or > arrows on either side. You can also use + View by Genre or + View All at the top right of a category's Explore page.



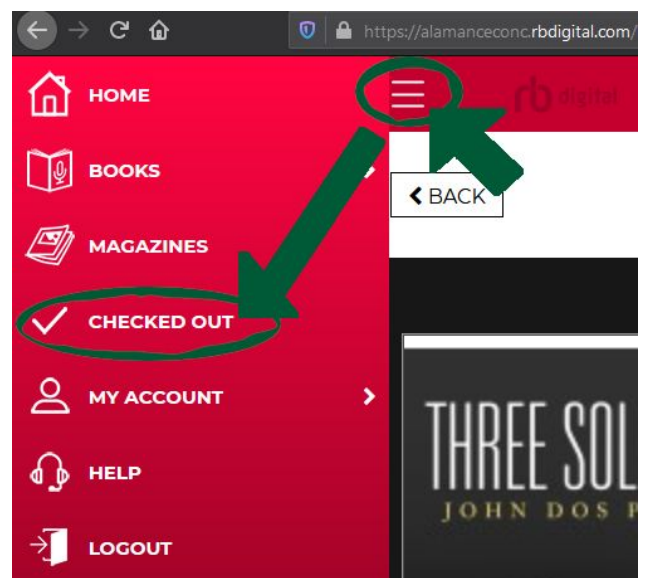
8. Once you find a book you are interested in checking out, click on the photo of the book cover. This page will give you a short overview of the book, details of the book (including a summary) and any reviews made about a book.



9. On the right side of the book cover is the information and links you need in order to checkout an item. You can add this item to your Wishlist of books you want to read it later.

10. Once you have decided to check an eBook out, click “**Checkout**” to read it if you have the necessary **FREE** app installed on your PC or mobile device. We’ll discuss these **Required Apps** in the next section!

- To access books you have already checked out, click the ☰ menu at the top left of the website or app. Then click on “**Checked Out**”. Here you will find any material you currently have checked out on RBdigital. Click any title in order to read it.



Using eBook Apps

All of the eBook apps needed to read your eBooks are **FREE** on most platforms. **You will need to be connected to a wired or wireless network or have a data plan that allows you to connect to the internet.**


The app you need to browse through, download and read eBooks that you checkout is called **RBdigital**. You can most likely find it on the app store of your PC or device. Your account login for RBdigital is the email and password chosen when you register at alamanceconc.rbdigital.com. To find the app for your device, check below:

iOS - iPhone, iPad, iPod Touch:

- You will need to know your Apple ID email and password to download the free app from the App Store. [Click here to install!](#)

Android - Phones, Tablets, Nook HD, Nook HD+:

- You will need to know your Google Play Store email and password to download the free app from the Google Play Store. [Click here to install!](#)



Kindle Fire or Kindle HD:

- You will need to know your Amazon Account email and password to download the free app from the Amazon Appstore. [Click here to install!](#)

Windows or Macintosh Computer or Laptop:

- You will have to install the eBook app titled “**Adobe Digital Editions**”, found at adobe.com/solutions/ebook/digital-editions/download.html (click the link or type it into your browser's address bar).
- To use Adobe Digital Editions, you must register an Adobe ID at account.adobe.com (click the link or type it into your browser's address bar).